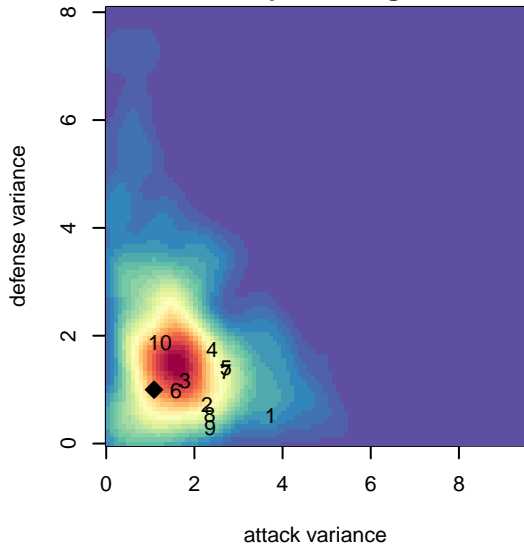
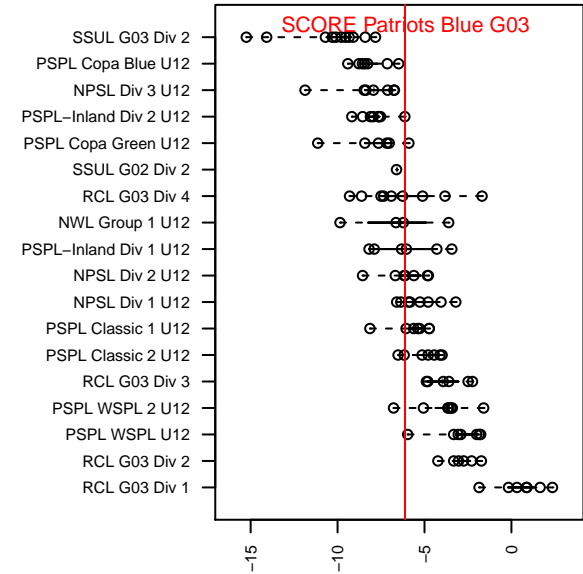
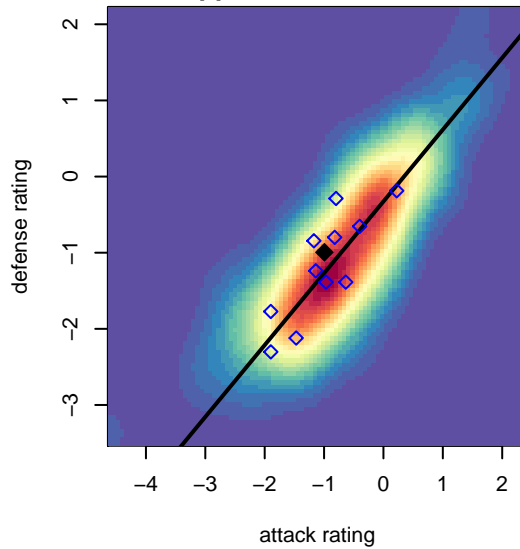


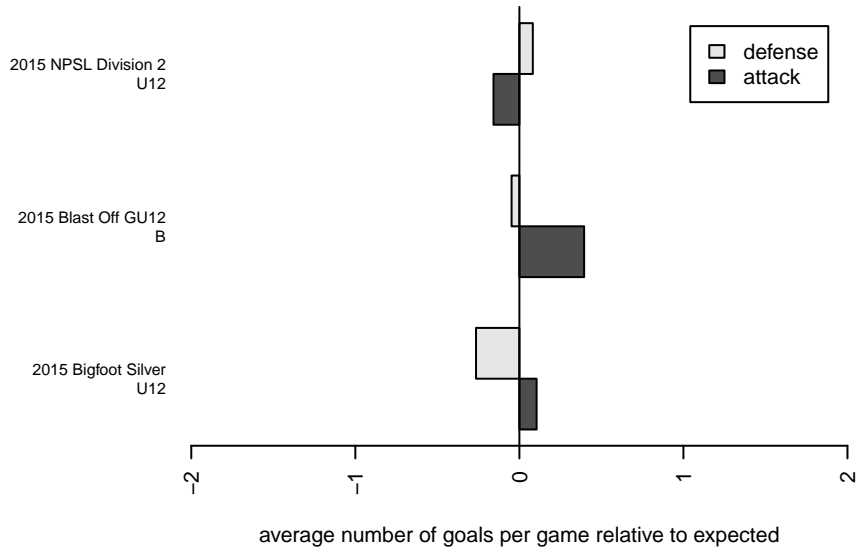
**attack and defense variance (black dot)
relative to other teams
and top 10 in region**



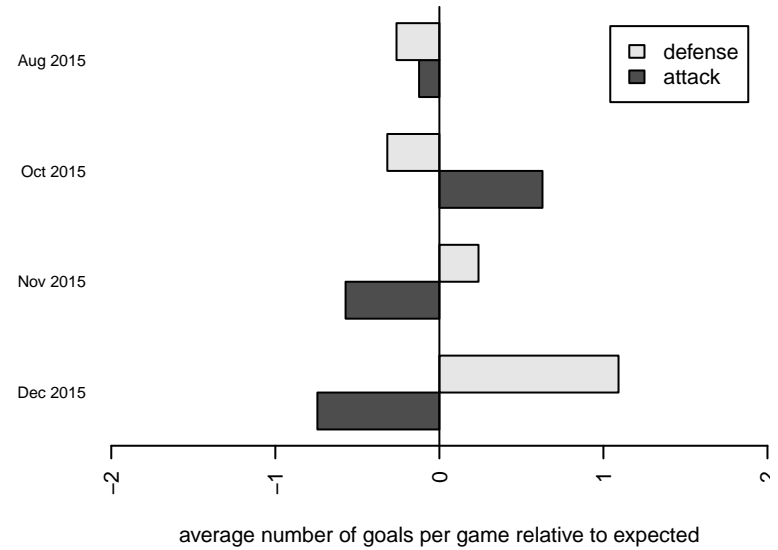
**attack and defense rating
relative to others at age
and all opponents in last 13 months**



Performance relative to 13 month average



Performance relative to 13 month average



| date | home | | away | | venue | pred.home | pred.away |
|-------------|-----------------------------------|---|------------------------------------|---|--------------------------|------------------|------------------|
| 2015-12-13 | SCORE Patriots Blue G03 | 0 | Seattle United Shoreline Blue G03 | 0 | 2015 NPSL Division 2 U12 | 0.62 | 1.39 |
| 2015-12-12 | MIFC Lightning G03 | 1 | SCORE Patriots Blue G03 | 0 | 2015 NPSL Division 2 U12 | 0.87 | 0.84 |
| 2015-12-05 | Seattle United W Blue G03 | 0 | SCORE Patriots Blue G03 | 0 | 2015 NPSL Division 2 U12 | 2.01 | 0.77 |
| 2015-11-21 | SCORE Patriots Blue G03 | 2 | Lake Hills Blue Dynamite G03 | 0 | 2015 NPSL Division 2 U12 | 1.32 | 0.91 |
| 2015-11-14 | Newport FC Thunder G03 | 1 | SCORE Patriots Blue G03 | 0 | 2015 NPSL Division 2 U12 | 0.44 | 2.37 |
| 2015-11-07 | Whatcom FC Rangers Blue G03 | 1 | SCORE Patriots Blue G03 | 1 | 2015 NPSL Division 2 U12 | 1.37 | 1.03 |
| 2015-10-24 | SCORE Patriots Blue G03 | 1 | Seattle United W Blue G03 | 3 | 2015 NPSL Division 2 U12 | 0.77 | 2.01 |
| 2015-10-17 | Lake Hills Blue Dynamite G03 | 2 | SCORE Patriots Blue G03 | 3 | 2015 NPSL Division 2 U12 | 0.91 | 1.32 |
| 2015-10-10 | SCORE Patriots Blue G03 | 3 | Newport FC Thunder G03 | 1 | 2015 NPSL Division 2 U12 | 2.37 | 0.44 |
| 2015-10-03 | SCORE Patriots Blue G03 | 1 | Whatcom FC Rangers Blue G03 | 0 | 2015 NPSL Division 2 U12 | 1.03 | 1.37 |
| 2015-09-19 | Seattle United Shoreline Blue G03 | 3 | SCORE Patriots Blue G03 | 0 | 2015 NPSL Division 2 U12 | 1.39 | 0.62 |
| 2015-09-12 | SCORE Patriots Blue G03 | 1 | MIFC Lightning G03 | 1 | 2015 NPSL Division 2 U12 | 0.84 | 0.87 |
| 2015-08-15 | SCORE Patriots Blue G03 | 1 | Seattle United NE Blue G03 | 1 | 2015 Bigfoot Silver U12 | 1.48 | 1.29 |
| 2015-08-15 | SCORE Patriots Blue G03 | 1 | Seattle United Shoreline Blue G03 | 1 | 2015 Bigfoot Silver U12 | 0.62 | 1.39 |
| 2015-08-13 | SCORE Patriots Blue G03 | 1 | PSA Force G03 | 5 | 2015 Bigfoot Silver U12 | 0.58 | 3.52 |
| 2015-08-02 | SCORE Patriots Blue G03 | 1 | Wenatchee Valley United Tigers G03 | 2 | 2015 Blast Off GU12 B | 1.55 | 1.38 |
| 2015-08-01 | PSU Titans G03 | 0 | SCORE Patriots Blue G03 | 4 | 2015 Blast Off GU12 B | 0.47 | 3.96 |
| 2015-08-01 | SCORE Patriots Blue G03 | 1 | Wenatchee Valley United Tigers G03 | 2 | 2015 Blast Off GU12 B | 1.55 | 1.38 |
| 2015-07-31 | SCORE Patriots Blue G03 | 6 | UPSC Storm G03 | 0 | 2015 Blast Off GU12 B | 3.36 | 0.58 |